

# Cyclone Configurator

Please complete this form for each Cyclone type required and email to us at [info@tempest.biz](mailto:info@tempest.biz)

Name *			
Company *			
Email *			
Phone			
Project Name & Location *			
Projector & Lens Make/Model #	Projector: *	Lens: *	
Cyclone Model *	55.	Quantity	
Destination Country *			
Expected Install Date *			
Enclosure Type *	Landscape	Portrait	UST
Projector Slide *			
Projector Mount *	Landscape/UST: Feet Down		Feet Up
	Portrait: Feet Left		Feet Right
Supply Voltage *			
<b>Options</b>			
Thermal Insulation	Qty	No	
Inlet Cowl	Qty	No	
Desert Filter Baffle	Qty	No	
Positive Pressure	Qty	No	
Sun Shade	Qty	No	
Cyclovator	Qty	No	
Angle Mount Kit	Qty	No	
Stacking Kit	Qty	No	
Swivel Stacking Kit	Qty	No	
Unistrut Kit	Qty	Mounting	No
Ethernet Comms	Qty	Type	No
Windshield Wiper	Qty	No	
Spare Inlet Filter	Qty	No	









Projector Power Outlet (all types include IEC 60320 C13 Aux Power):

Select Type:

Custom:


Color, standard	Light Bronze	Black	White
Color, custom <small>Gloss levels higher than 30% may show up weld marks. Tempest accepts no responsibility in this event.</small>	Custom, RAL #		
	Gloss Level	%	
	Salt Fog Primer:	Yes	No

UST Lens Configuration:

		
90deg Up	90deg Down	Periscopic A
		
90deg Right	90deg Left	Periscopic B
		
Straight, Vshift Down		Straight, Vshift Up

Custom Requests:

Factory Use Only:	SO #:	Date:	
Electrical:	IEC	NEMA	Wiring p:
Test:	Function	Projector	
Hardware Kit:			



User manuals and CAD drawings at [www.tempest.biz](http://www.tempest.biz)