



Typhoon

Rental &
Staging
Projector
Enclosures



Typhoon

Rental &
Staging
Projector
Enclosures

Typhoon is the all-weather, go-anywhere, breathe anything protection you always needed for delicate and expensive digital projectors on tours, outdoor events and those smoky TV specials where they come back full of cracked oil...

Typhoon is made from a strong aluminum chassis, with stainless steel hardware for great strength and durability in the rough-and-tumble world of rental and staging.

Typhoon models are available for most popular large-format rental projectors. Typhoon can be configured on the fly for landscape or portrait operation.

Typhoon Projector Mounts are customized for each projector type, and allow the projector to travel inside the Typhoon enclosure. Set up the projector in the rental shop and save time on site! We can also design your Typhoon to house more than one projector type, to maximize your return on this investment.

Talking of investment return, Tempest features rental companies with our equipment on our web site, and since we will never rent our products, we refer all such enquiries to our Typhoon customers.

Typhoon comes with rigging points top, bottom and on both sides; a wide range of rigging accessories makes it easy to configure for any kind of event.

Typhoon's unique connector panel is totally configurable for any type of power connector and up to eleven signal feedthroughs of any type. Just tell us what you need, and Typhoon will fit in right away to your existing wiring infrastructure.



Typhoon 54.210 with Grab Handle Kit 54.GH.210



Rear view of the same enclosure, configured for portrait operation, with truss kit 54.TR.210. The exhaust louver and connector panel rotate 90 degrees in portrait mode.

New Feature: This security ring allows you to chain the enclosure to something solid on outside jobs.



We get it — rental companies already have power and distribution equipment, so we'll configure your Typhoon enclosures to work with your existing cabling.

The rubber flap over the connector panel conforms around the cables when in use and keeps the weather off. Use tape or cable ties to wrap it around the cables.

Customization

Your needs are specific to your operation - we get that. So most Typhoon orders are at least semi-custom, to fit seamlessly to our customers' needs.

We will be happy to design the perfect Typhoon for you: perhaps you need it to work with several different projectors? No problem.

You need a special rigging accessory that we didn't think of yet? Great!


And all Typhoons come ready to connect seamlessly to your power and signal cabling systems - just read on...

Typhoon

Rental &
Staging
Projector
Enclosures

Tempered low-iron optical grade port glass for strength and perfect imaging

Typhoon's hydrophobic HEPA inlet filter keeps out dust, oil and salt fog.



Six rigging points top, bottom and both sides (M12-1.75 x 40mm stainless steel bolts supplied)

Projector mounts on a robust aluminum plate, which then fits to beams in the enclosure base. Position is adjustable front to back to accommodate different lenses.

Connector Panel — Power

Choose a power inlet connector type to suit your cabling (for US/Japan a separate 100-120V inlet is provided for aux equipment used inside the enclosure).

Connector Panel — Signal

Choose up to nine Neutrik feedthrough connectors of any type, plus up to two DVI feedthroughs (total 11 connectors). Specify label text for each one and we will take care of that too!



8mm Hex Key for door latches and rigging — don't lose it!

Security Ring — chain it to something on outside jobs...

Up to 2 DVI feedthroughs

Up to 9 Neutrik feedthroughs

Power Inlet Connector


User Interface

Exhaust Fan Louver

Internal Connections

Every Typhoon enclosure contains a C19 outlet for the projector, plus a pair of C13 outlets for any auxiliary equipment you may need to run inside the enclosure (and there's plenty of room under the projector for most commonly-used aux items).

And since no-one ever has IEC connectors when they need them, we include rewirable plugs for each outlet.



Typhoon

Rental &
Staging
Projector
Enclosures

All Typhoons come with six M12 threaded sockets — one at each corner, and two midway between — top and bottom, and on both sides.

Stainless steel bolts are provided for attachment to any suitable support structure and/or any of the Typhoon rigging accessories shown here.

We are used to the weird and the wonderful, and are always happy to work on custom rigging options for you!

Typhoon Truss Kit (54.TR.xxx)

Hang any Typhoon safely on any truss with pipe OD 2in [50].

The supplied half coupler clamps run in slots to adapt to any truss up to 24"[600].

Stacking Kit (51.SK)

Stack two or more Typhoon enclosures of the same type using this stacking kit.

Male and female parts attach to the threaded corner holes, and are simply joined together on site using stainless steel clevis pins.

Drop Arms Kit (54.DA)

Vary the angle of individual enclosures in a stack with these handy drop arms — requires a stacking kit.

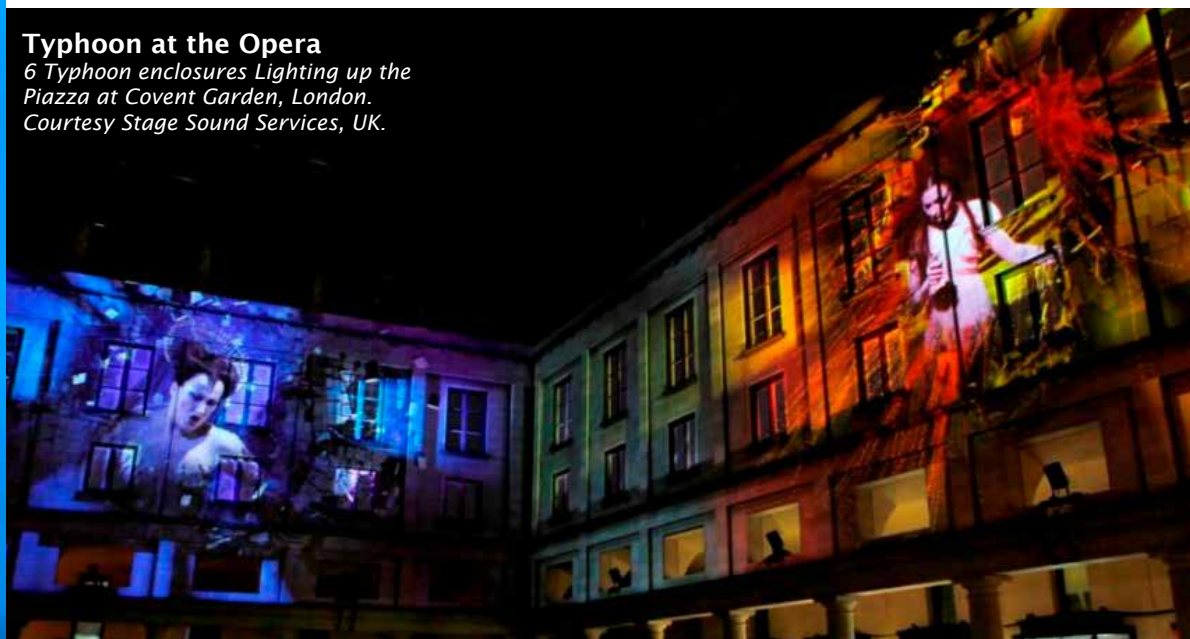
Rigging Options



Stack, fly, landscape, portrait — there are so many ways to rig Typhoon enclosures, and we can help you with custom solutions too!

Typhoon at the Opera

*6 Typhoon enclosures Lighting up the Piazza at Covent Garden, London.
Courtesy Stage Sound Services, UK.*



Typhoon

Rental &
Staging
Projector
Enclosures

Rigging Options

Stacking Kit (51.SK)

Stack two or more Typhoon enclosures of the same type using this stacking kit.

Male and female parts attach to the threaded corner holes, and are simply joined together on site using stainless steel clevis pins.



Unistrut Kit (54.UR.xxx)

Add these stainless steel Unistrut rails to any pair of rigging points for easy rigging in any orientation, using industry-standard hardware.



Cyclovator Tilt Kit (55.C2)

Mount your Typhoon enclosure on a Cyclovator for quick and easy tilt adjustment up to 60° up or down - so handy when you don't know the tilt angle until you get to the job site...

(Cyclovator requires the enclosure to have a Unistrut kit (54.UR.xxx))



Typhoon

Rental & Staging Projector Enclosures

Goldilocks™

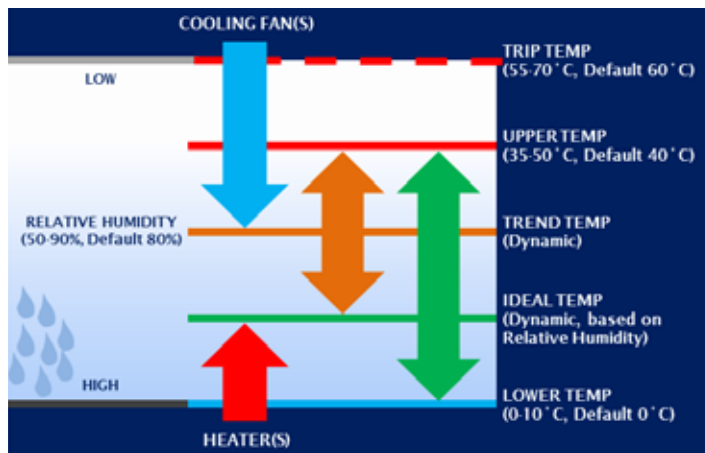
How do we keep projectors from roasting when it's 50°C and there's no shade?

And prevent condensation from destroying your projector overnight?

Tempest's unique Goldilocks™ Operating System (patents pending) brings enclosure control to a new level.

Goldilocks keeps the air temperature inside your enclosure just right, removing heat from the projector when the lamp is on or when the enclosure is heated by the sun. We're changing the air about every second.

Goldilocks uses a heater to maintain a minimum temperature in cold climates.



And Goldilocks tracks temperature and humidity 24/7, keeping relative humidity inside your enclosure just right by using

heaters to raise the air temperature when needed, adapting constantly to prevent deadly condensation.

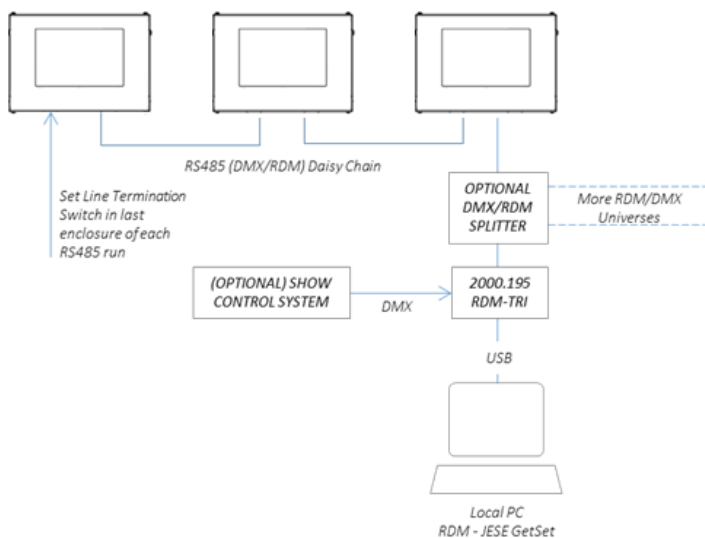
Typhoon System Monitoring

RS485 Comms (standard)

Daisy-chain a group of enclosures together with this RS485 board — one per enclosure, and monitor using a JESE RDM-TXI interface (Tempest part # 2000.195).

51.EN Ethernet Comms

Use this Ethernet adapter to connect one enclosure or a group of enclosures connected using RS485 to a PC, and monitor using Tempest TEMP protocol. Download the TEMP Developer Guide from www.tempest.biz/tech-support.



Base Enclosures

Typhoon 54.100

Part #, 200-250V	54.100
Dims (lwh)*	864x762x381
	34x30x15in
Weight	39kg/85lb
Shipping*	
Dims (lwh)	91x91x61cm
	36x36x24in
Weight	55kg/120lb

Typhoon 54.210

Barco UDM
Panasonic PT-DZ21K
Panasonic PT-RZ21K
...and similar

Part #, 200-250V	54.200
Dims (lwh)*	1270x762x457
	50x30x18in
Weight	50kg/109lb
Shipping*	
Dims (lwh)	142x104x71cm
	56x41x28in
Weight	80kg/177lb

Typhoon 54.310

Barco UDX
Christie Boxer
Christie Crimson
...and similar

Part #, 200-250V	54.310
Dims (lwh)*	1473x813x533
	58x32x21in
Weight	53kg/116lb
Shipping*	
Dims (lwh)	163x91x79cm
	64x36x31in
Weight	83kg/182lb

Typhoon 54.320

Panasonic PT-RZ31K
...and similar

Part #, 200-250V	54.320
Dims (lwh)*	1575x864x610
	62x34x24in
Weight	63kg/137lb
Shipping*	
Dims (lwh)	152x97x91cm
	60x38x36in
Weight	93kg/207lb

For projectors not shown here, and for Typhoon enclosures for multiple projector types, please consult factory

** All Typhoon Enclosures are custom or semi-custom. Please consult factory for details. Dimensions shown here are approximate, pending submittal drawings for each sale.*

All Schedule B Export Code:
9405.99.0000

All sales are subject to Tempest Lighting, Inc. Standard Terms and Conditions, available for download at www.tempest.biz.

Options

54.TI	Any Typhoon	Thermal Insulation Lining
54.GH.xxx	Typhoon xxx	Pair of Grab Handles
51.SK	Any Typhoon	Stacking Kit
54.DA	Any Typhoon	Pair of Drop Arms (requires 51.SK)
54.TR.xxx	Typhoon xxx	Typhoon Truss Kit
54.UR.xxx	Typhoon xxx	Pair of Unistrut Rails
51.EN	Any Typhoon	Ethernet Comms Board
54.CF	Typhoon 150 and up	Replacement Rubber Connector Flap
54.CF.100	Typhoon 100	Replacement Rubber Connector Flap
51.HF.15	Typhoon 150 and up	Replacement Inlet Filter (15in)
51.HF.11	Typhoon 100	Replacement Inlet Filter (11in)

Power Inlet Options

L6-20	US/NEMA	20A 208V (2 hots)
L21-20	US/NEMA	20A 208V (2 hots + N)
L6-30	US/NEMA	30A 208V (2 hots)
L21-30	US/NEMA	30A 208V (2 hots + N)
IEC320-C20	International	20A 230V
IEC309-16	International	16A 230V
IEC309-32	International	32A 230V
Custom	Any	Consult Factory

Signal Feedthroughs (9 Neutrik slots, plus 1 or 2 DVI)

NE8FD	Neutrik	EtherCon
NO2-4FDW	Neutrik	OpticalCon Duo
NAHDMIWB	Neutrik	HDMI
XLR5M	Neutrik	XLR5 Male (RS485/DMX)
XLR5F	Neutrik	XLR5 Female (RS485/DMX)
NBB75DFIB	Neutrik	75Ω BNC Feedthrough
54.DPF		DisplayPort Feedthrough
EH35MM2PKG	Switchcraft	3.5mm Jack Feedthrough
Blank		
DVI-DL	Amp	DVI Dual Feedthrough
Custom		Consult Factory



Typhoon Configurator

Please complete this form and email to us at info@tempest.biz

Name		
Company		
Email		
Phone		
Projector & Lens Model #	Projector:	Lens:
Typhoon Model	54. _____	
Quantity		
Thermal Insulation	Yes, Qty _____ No _____	
Grab Handles	Yes, Qty _____ No _____	

Truss Kit	Yes, Qty _____ No _____
Stacking Kit	Yes, Qty _____ No _____
Drop Arm Kit	Yes, Qty _____ No _____
Unistrut Kit	Yes, Qty _____ No _____
Cycloator	Yes, Qty _____ No _____
Ethernet Bridge	Yes, Qty _____ No _____
Spare Inlet Filter	Yes, Qty _____ No _____
Spare Cable Flap	Yes, Qty _____ No _____
Color	Standard, Black <input type="checkbox"/>
	Custom, RAL # _____
	Gloss Level _____%

Connectors

Power Inlet Connector (choose 1) North America/Japan: L6-20 <input type="checkbox"/> L21-20 <input type="checkbox"/> L6-30 <input type="checkbox"/> L21-30 <input type="checkbox"/> <i>Note: 120V IEC C14 inlet included for aux power</i>
International: IEC-C20 <input type="checkbox"/> IEC309-16 <input type="checkbox"/> IEC309-32 <input type="checkbox"/>
Other (specify)
<i>NOTE: Typhoon 100 uses Neutrik PowerCon True inlet</i>



Signal Feedthroughs (max 9 Neutrik slots plus 1 or 2 DVI)				
SLOT	TYPE	LABEL TEXT*	Type Codes	
1			A	EtherCon
2			B	OpticalCon Duo
3			C	BNC 75Ω
4			D	HDMI
5			E	DisplayPort
6			F	XLR5M
7			G	XLR5F
8			H	3.5mm Jack
9			J	DVI
DVI1			K	DisplayPort
DVI2			X	Blank

* Label Text - keep it short! 8 characters max.

Custom Requests

Factory Use Only:	
SO Number	
Date	
Electrical	IEC <input type="checkbox"/> NEMA <input type="checkbox"/>