



Whispr

Hush
Projector
Enclosures
5-15K



Whispr Hush Projector Enclosures

Tempest, the world's leading manufacturer of specialist projector enclosures, brings you Whispr — the indoor noise-at-attenuating enclosure family for projectors 5-15,000 ANSI Lumens.

Whispr comes in four standard sizes, and three formats — landscape, portrait, and ultra-short-throw (UST).

Whispr comes with all the new features you've asked us for:

- *Best-in-class sound attenuation*
- *Remote exhaust fan for best acoustic performance*
- *Sliding projector tray option*
- *Thermostatic control*
- *Simple operation*

All Whispr models come with four rigging points top and bottom for simple installation, and a wide range of standard and custom rigging options.

Standard colors: warm white (RAL 9003) or black. Other colors to order.

Why so Quiet?

There are several parts to the puzzle:


- First, Whispr enclosures are airtight boxes with excellent seals, which do much of the work.
- Second, we line Whispr enclosures with high performance melamine sound insulation foam — rated incidentally to the highest fire safety standards.
- Third, we use over-rated fans and run them as slow as we dare for lowest noise operation.
- Last, we put the exhaust fan someplace else. As a rule of thumb, you need to blow through an enclosure about double the amount of air being handled by the projector itself. Whispr's exhaust fan is located at the end of a flexible duct, which may be in an insulated ceiling space, an adjoining room or on an outside wall.

The exhaust fan may also feed into the building air return, though we do not recommend feeding air to the enclosure inlets from the building air supply. It should be brought in at moderate temperature from a room or ceiling void.

This combination achieves excellent noise attenuation in the audience space, which is Whispr's sole aim.



Whispr 53.100 with optional Projector Slide. Use 53.100 for most projectors 8-10,000 ANSI lumens.



Inlet duct hose shown here feeding from an adjoining room (best acoustic results)



Whispr Exhaust fan unit is shown here feeding into a building air return duct in an adjoining space



If not feasible to feed from an adjoining space, laying out the inlet duct above the ceiling tile in an 'S' configuration will give good results.

Whispr Hush Projector Enclosures

Landscape



Whispr's powerful remote exhaust blower is easy to mount anywhere out of earshot of the audience, in free air, or an HVAC return duct. The fan cable is shipped pre-installed in the exhaust duct hose supplied.

Note: Whispr is shipped with one 25' [8m] exhaust hose and one 12'6" [4m] Inlet hose.

For best airflow, trim hoses as short as possible and stretch them to full extension before installing.



Whispr Hush Projector Enclosures

Portrait

Whispr Portrait enclosures are available in all sizes with either fixed or sliding projector mounts (shown here).


Whispr Portrait enclosures feature a universal projector mounting system to accommodate any suitable projector that may be used in portrait orientation. The mount may be installed with the projector base left or right.

Not all projectors may be used in portrait mode — check with your projector manufacturer before ordering.

Some projectors may be used in portrait mode but only in one orientation — either base left or base right (picture here shows a Barco F90 installed base right).



Ultra Short Throw



Whispr UST enclosures allow you to paint the whole wall from just above or below. Because of the wide variety of UST lenses now available, and the high risks associated with potential

beam clipping, Tempest UST enclosures are typically custom and built to order.

Contact Tempest to discuss your next UST projection project!

Whispr

Hush Projector Enclosures

All Whispr enclosures come with four M10 threaded sockets top and bottom — one at each corner.

Stainless steel bolts are provided for attachment to any suitable support structure.

Many additional rigging options are available for any Whispr enclosure:

Ceiling Plates *(included)*

In low-headroom situations you may need to fix *up* into the roof or ceiling structure. These ceiling plates (included) make it easy to screw into your support structure from below.

Unistrut Kit *(sold separately)*

Easy attachment to any structure using these two Unistrut rails, which may be mounted on the top or bottom of the enclosure. Simply use standard Unistrut hardware to fix to your structure, without worrying about precise hole locations.

Part #: 52.UR.xxx (model number)

Hanger Kits

Truss and pole hanger kits offer easy rigging on trusses, horizontal or vertical poles, with pan, tilt and roll adjustment.

Vertical pole kits are not suitable for Whispr enclosures larger than 53.100.xxxx.

Custom Solutions

We frequently help customers with custom solutions, including rigging and duct locations to suit specific building constraints. Contact Tempest to discuss your custom enclosure requirements.

Rigging Options



Truss Hanger Kit, with pan, tilt and roll adjustment. Hang any Whispr enclosure on a lighting truss or horizontal pole.

52.XH.xxxx (xxxx = model #)

Pole Hanger Kit, with pan, tilt and roll adjustment. Hang any Whispr 53.050 or 53.100 enclosure on a 50mm (2in) diameter steel pole.

52.XV.xxxx (xxxx = model #)

Ordering Guide

Landscape

Portrait

Ultra-Short Throw



53 example: 53.100.LF.IN



Model	Orientation	Dimensions (lwh)	Weight	Projector Max (lwh) ³	Shipping Dimensions (lwh)/Weight
53.050.L	Landscape	29x28x13.5in 737x711x345	59lb/27kg	24x22.5x9in	36x36x24in/910x910x610 77lb/35kg
53.050.P ¹	Portrait	29x17x27in 737x432x686	64lb/29kg	610x572x229mm	36x36x24in/910x910x610 81lb/37kg
53.050.U ²	Ultra Short Throw	Custom - consult factory		800 Watts	36x36x24in/910x910x610 81lb/37kg
53.100.L	Landscape	34x30x14.5in 867x762x368	70lb/32kg	28x24.5x10in	36x36x24in/910x910x610 88lb/40kg
53.100.P ¹	Portrait	34x17x27in 867x432x686	75lb/34kg	711x622x254mm	36x36x24in/910x910x610 92lb/42kg
53.100.U ²	Ultra Short Throw	Custom - consult factory		1,250 Watts	36x36x24in/910x910x610 92lb/42kg
53.125.L	Landscape	34x34x14.5in 867x867x368	78lb/35kg	28x28.5x10in	36x42x24in/910x1067x610 98lb/40kg
53.125.P ¹	Portrait	34x17x31in 867x432x787	83lb/38kg	711x724x254mm	36x42x24in/910x1067x610 102lb/45kg
53.125.U ²	Ultra Short Throw	Custom - consult factory		1,250 Watts	36x42x24in/910x1067x610 102lb/45kg
53.150.L	Landscape	42x30x16.5in 1067x762x419	92lb/42kg	35x24.5x12in	52x34x20in/1300x840x610 110lb/50kg
53.150.P ¹	Portrait	42x19x30in 1067x483x762	99lb/45kg	890x622x305	52x34x20in/1300x840x610 117lb/53kg
53.150.U ²	Ultra Short Throw	Custom - consult factory		1,800W	52x34x20in/1300x840x610 117lb/53kg

¹ Please specify projector and lens make and model when ordering portrait enclosures

² All UST versions are custom or semi-custom. Please consult factory for details

³ Remember to include lens, plus connectors and cable bend radius in projector dimensions

All Whispr enclosures are built to order. Please consult factory for lead times.

All sales are subject to Tempest Lighting, Inc. Standard Terms and Conditions of Sale, available for download at www.tempest.biz.

All Schedule B Export Code: 9405.99.0000

Whispr Options

Custom Colors

All the enclosures in this brochure are available in standard warm white (RAL 9003 Semi-Gloss) finish, or black.

Any RAL color may be supplied to special order.

Part #	For:	Description
52.UR.xxxx	Any Whispr	Pair of Unistrut Rails and hardware kit (where xxxx = Whispr model, eg: 52.UR.100L)
52.XH.xxxx	Any Whispr	Truss/Horizontal Pipe Hanger Kit (xxxx = model number)
52.XV.xxxx	Whispr 050/100	Vertical Pole Hanger Kit (not suitable for larger Whispr models)
52.FU	Whispr Landscape	Feet-up Projector Mounting Kit
0000.CL	Any Whispr	Custom Color — specify any RAL #, plus % gloss desired
51.IFL.09	Any Whispr	Replacement Filter









CAD drawings and user manuals at www.tempest.biz

Whispr Configurator

Please complete one sheet for each Whispr type required and email to us at info@tempest.biz


Name	
Company	
Email	
Phone	
Project Name & Location	
Projector type	
Whispr Model	53. _____
Quantity	
Destination Country	
Install Date	
Type	Landscape <input type="checkbox"/> Portrait <input type="checkbox"/> Ultra Short Throw <input type="checkbox"/> (see UST lens configuration)
Projector Mount	Slide (left) <input type="checkbox"/> Slide (right) <input type="checkbox"/> Fixed <input type="checkbox"/>
Projector Mount	Feet Down <input type="checkbox"/> Feet Up (add 52.FU) <input type="checkbox"/>
Options & Accessories	
Unistrut Kit	Yes, Qty _____ No <input type="checkbox"/>
XYZ Kit, Horizontal	Yes, Qty _____ No <input type="checkbox"/>
XYZ Kit, Vertical (53.050, 53.100 only)	Yes, Qty _____ No <input type="checkbox"/>
52.FU, Feet-up Kit	Yes, Qty _____ No <input type="checkbox"/>
Replacement Filter	Yes, Qty _____ No <input type="checkbox"/>
Color	Standard, RAL 9003 White semi-gloss <input type="checkbox"/> Standard, Black <input type="checkbox"/>
* Gloss levels higher than 30% may show up weld marks. Tempest advises against high gloss finishes and accepts no liability in this event.	Custom, RAL # _____ Gloss Level * _____%

UST Lens Configuration:

		
90deg Up <input type="checkbox"/>	90deg Down <input type="checkbox"/>	Periscopic A <input type="checkbox"/>
		
90deg Right <input type="checkbox"/>	90deg Left <input type="checkbox"/>	Periscopic B <input type="checkbox"/>
		
Straight, Vshift Down <input type="checkbox"/>		Straight, Vshift Up <input type="checkbox"/>

Custom Requests:

Factory Use Only:	
SO Number	
Date	



User manuals, 2D and 3D CAD drawings at www.tempest.biz