




TEMPEST

Zen
Hush
Projector
Enclosures
10-40K



Zen Hush Projector Enclosures

Tempest is the world's leading manufacturer of large format indoor projector enclosures for noise attenuation in presentation suites, digital cinema, live theatre and concert venues — any noise-sensitive indoor space.

Until now, Tempest's Whispr and Tacit enclosures achieved excellent noise attenuation through the use of cooling fans located in a remote location, so that their noise is not disturbing to the audience.

Integral Cooling

Inlet air enters through the base, through an inlet labyrinth made from fire-resistant melamine acoustic foam. It then passes through an electrostatic dust filter before reaching the projector.


Air exhaust is similarly wound through an exhaust labyrinth above the projector chamber and exhausted above the enclosure port glass.

perature inside the enclosure. So you can tune the system yourself for the optimal tradeoff between running temperature and noise attenuation.

Projector Access

Zen offers excellent projector access, with opening side doors, allowing the projector to slide smoothly out of the enclosure for routine maintenance. Specify left or right slide when ordering.

Standard colors: White (RAL 9003) or Black. Custom colors to order.



Zen 57.150, for most projectors with 12-15,000 ANSI lumen output.

Tip: You can specify any Zen model to slide left (shown here) or right

zen : a state of calm attentiveness in which one's actions are guided by intuition rather than by conscious effort.

Webster's
Dictionary

The remote fan strategy delivers excellent acoustic performance, but may not be feasible for installation in some venues, including historic theatres, concert halls and museums, where new ductwork may be prohibited.

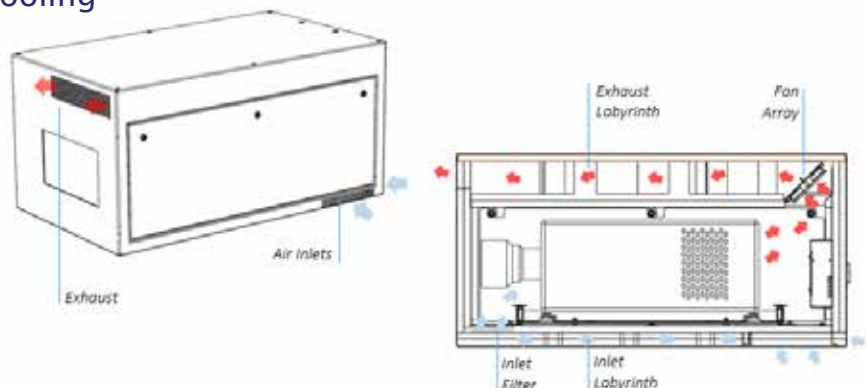
Now, Tempest Zen enclosures offer a standalone solution, with noise attenuation close to remote fan levels, but without the need for inlet or exhaust ducts.

Variable-Speed DC Fans

Zen enclosures use overdimensioned thermostatically controlled DC fans, running as slowly (and quietly) as possible, consistent with maintaining a user-set maximum tem-

Zen is equipped with Tempest's patented DEC4 Digital Enclosure Control system, featuring a comprehensive display and remote monitoring options.

Integral Cooling



Zen Hush Projector Enclosures

Variable Speed Fan Control

Zen enclosures use powerful DC fans, thermostatically controlled to maintain a user-set maximum internal temperature. Since the fans used are significantly over-dimensioned, it follows that they can run very slowly — and quietly — to keep the projector cool. This means longer fan and filter life, and quietest possible operation.

The user can adjust the target temperature to achieve a pre-determined tradeoff between temperature and noise level tailored to the needs of every installation.

Individual Fan Monitoring

Zen enclosures can also tell you how each fan in a whole installation is performing. DEC4 compares calculated and actual

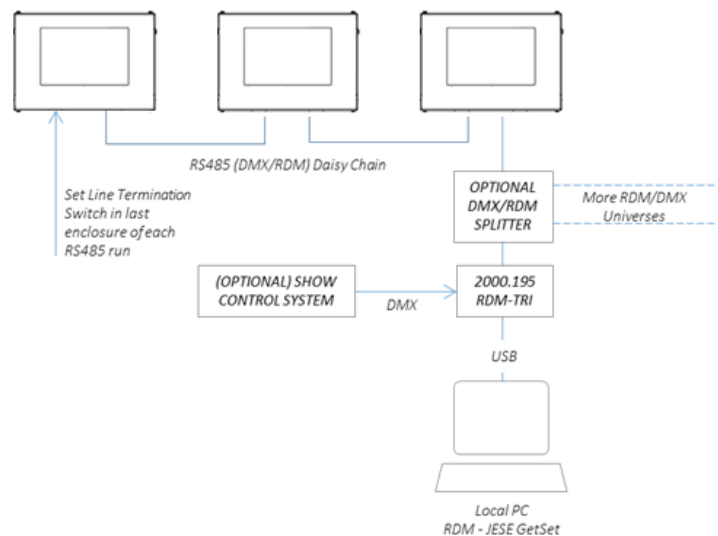
fan speed, and is able to alert you if one of the fans in a system needs attention.

Combined with the JESE Agent remote monitoring service this means you could be receiving an email telling you it's time to check the third fan on enclosure two!

Zen System Monitoring

RS485 Comms (standard)

Daisy-chain a group of enclosures together with this RS485 board — one per enclosure, and monitor using a JESE RDM-TXI interface (Tempest part # 2000.195).

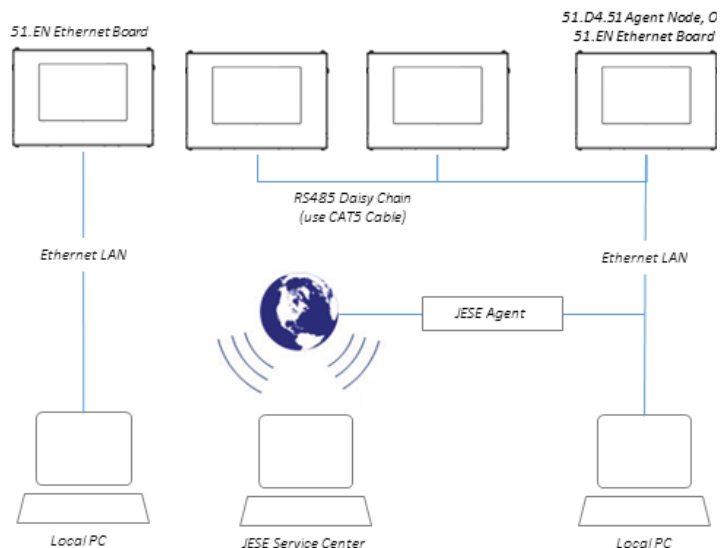


51.EN Ethernet Comms

Use this Ethernet adapter to connect one enclosure or a group of enclosures connected using RS485 to a PC, and monitor using Tempest TEMP protocol. Download the TEMP Developer Guide from www.tempest.biz/tech-support.

JESE Agent - Global Monitoring

Now, there's Agent, from Tempest partner JESE — monitor larger systems in the site control room, or worldwide, from our UK-based control center — see more below...



Zen Hush Projector Enclosures

With JESE's groundbreaking AGENT monitoring system, you can see exactly what's going on, in every one of those mission-critical enclosures.

And so can we...

We can log into your AGENT system from JESE's UK support center, and help you identify and fix problems — even upload new firmware to your enclosures if that's what you need.

Low Risk — High Reward

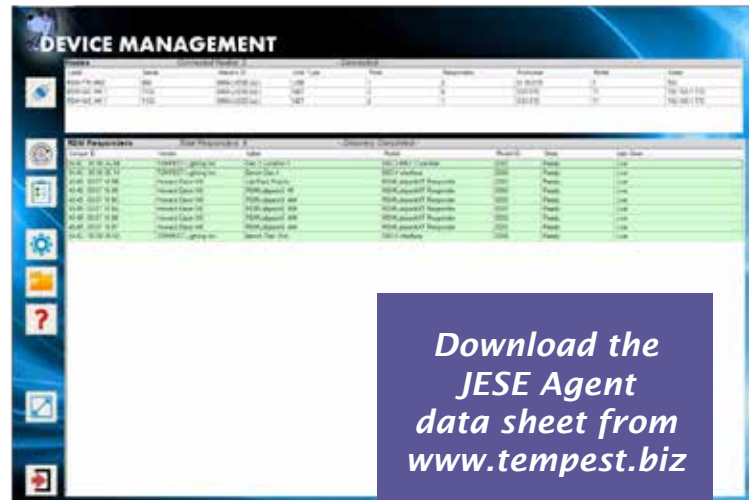
For a very modest initial outlay, and an annual service fee, you can rest assured that your system will alert you to any potential or actual problems, and you will have access to system upgrades and real-time support, from experts who can see right into your system.

Low risk, very high reward.

JESE Agent—Global Monitoring

And there's more...

AGENT supports the published ANSI DMX and RDM standards, so it can be used to monitor any compliant products, seamlessly with your Tempest enclosures.



Download the
JESE Agent
data sheet from
www.tempest.biz



Remote Access
over Internet

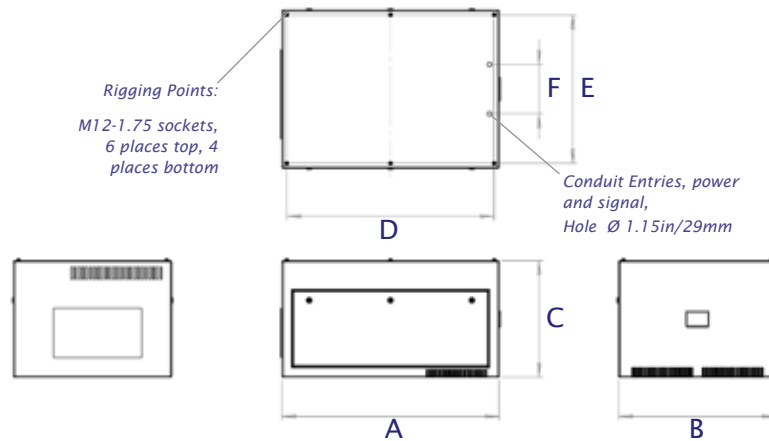
Windows PC
running JESE
Agent Client



Zen Models

Enclosure Dimensions

CAD Downloads: 2D DWG and PDF,
3D STEP files at www.tempest.biz



Model	Projectors	A (in/mm)	B (in/mm)	C (in/mm)	D (in/mm)	E (in/mm)	F (in/mm)	Weight
57.150.L	Most 10-15,000 Lumen Projectors *	44/1120	32/813	26/660	42/1067	30/762	10/254	185lb 84kg
57.210.L	Most 20,000 Lumen Projectors *	51/1295	32/813	26/660	49/1245	30/762	10/254	247lb 112kg
57.310.L	Most 25-30,000 Lumen Projectors*	59/1499	34/864	29/737	57/1448	32/813	10/254	302lb 137kg
57.320.L	Panasonic PT-RZ31K	67/1702	37/940	29/740	65/1651	35/889	10/254	387lb 176kg
57.324.L	Christie D4K40-RGB	58/1470	37/940	38/965	56/1397	35/889	10/254	421lb 192kg
57.324.P	Christie D4K40-RGB (Portrait)	58/1470	30/762	45/1143	55/1397	28/711	10/254	412lb 187kg

Enclosure Power

All Zen models are suited to power supplies @ 90-260VAC, 50/60Hz.
Max enclosure power consumption 200W

Max Projector Dimensions/ Shipping Dimensions

Model	Typical Projectors	Max Length*	Max Width	Max Height	Max Power	S H I P P I N G	Packed L (in/mm)	Packed W (in/mm)	Packed H (in/mm)	Packed Wt lb/kg
57.150.L	Barco F80 Christie HS (16K) Panasonic PT-RZ12 (short lenses)	34/864	25.5/648	14.5/368	1500W		55/1400	42/1070	39/991	274/125
57.210.L	Christie HS (20K) Panasonic PT-RZ12 (long lenses) Panasonic PT-DZ21K Panasonic PT-RZ21K	41/1041	25.5/648	14.5/368	2300W		60/1524	42/1067	39/991	334/152
57.310.L	Barco UDX Christie Boxer/ Crimson	49/1245	27.5/699	17.5/445	3500W		68/1730	44/1118	42/1070	433/197
57.320.L	Panasonic PT-RZ31K	57/1448	30.5/775	17.5/445	4000W		76/1930	47/1190	42/1070	512/233
57.324.L	Christie D4K40-RGB	48/1219	30.5/775	26.5/673	4000W		67/1700	47/1190	51/1295	581/264
57.324.P	Christie D4K40-RGB	45/1143	30.5/775	26.5/673	4000W		67/1700	40/1020	58/1473	564/256

* Max length including lens, cables, connectors

All Schedule B Export Code: 9405.99.0000

Custom Colors

All the enclosures in this brochure are shown in our standard warm white semi-gloss finish or black. Any RAL color available to special order.

Options

57.UR.xxx	Unistrut Rail Kit (Use the 3-digit enclosure model #, eg 57.UR.210 for Zen 57.210)	57.707.150	Replacement Inlet Filter Zen 150
		57.707.210	Replacement Inlet Filter Zen 210, 310
51.EN	Ethernet Comms	57.707.320	Replacement Inlet Filter Zen 320, 324
51.D4.51	JESE Agent 1-port node board	0000.CL	Custom Color — specify any RAL #, plus % gloss desired
51.JA.xxx	JESE Agent Monitoring System - consult factory		

CAD drawings and user manuals at www.tempest.biz

Zen Configurator

Please complete this form and email to us at info@tempest.biz

Name	
Company	
Email	
Phone	
Projector type	
Zen Model	57. _____
Quantity	
Destination Country	
Install Date	
Projector Slide	Left <input type="checkbox"/> Right <input type="checkbox"/> (Picture shows left slide)
Unistrut Kit	Yes, Qty _____ No <input type="checkbox"/>
Ethernet Bridge	Yes, Qty _____ No <input type="checkbox"/>
Spare Inlet Filter	Yes, Qty _____ No <input type="checkbox"/>
Color	Standard, Warm White <input type="checkbox"/> Standard, Black <input type="checkbox"/> Custom, RAL # _____ Gloss Level * _____% * Gloss levels higher than 30% may show up weld marks. Tempest advises against high gloss finishes and accepts no liability in this event.

Projector Power Outlet (all types include 2 x IEC 60320 C13 Aux Power):

IEC 60320 C19 20Amp _____ ☐

IEC 60309 30/32Amp _____ ☐

Custom (specify) _____ ☐

Custom Requests:

Factory Use Only:

SO Number

Date

Electrical

IEC ☐

NEMA ☐



Left slide

User manuals,
2D and 3D CAD
drawings at
www.tempest.biz

 Made in the USA

©Tempest Lighting, Inc., June, 2020

In the interest of continuous product improvement, specifications are subject to change without notice

Tempest Lighting, Inc.,

11845 Wicks Street, Sun Valley, CA 91352, USA

www.tempest.biz info@tempest.biz

t: +1 818 787 8984 f: +1 818 252 7101



TEMPEST