



TEMPEST

Typhoon

Rental &
Staging
Projector
Enclosures



Typhoon

Rental & Staging Projector Enclosures

Typhoon is the all-weather, go-anywhere, breathe anything protection you always needed for delicate and expensive digital projectors on tours, outdoor events and those smoky TV specials where they come back full of cracked oil...

Typhoon is made from a strong but incredibly light aluminum frame, with stainless steel hardware for great strength and durability in the rough-and-tumble world of rental and staging.

Typhoon models are available for most popular large-format rental projectors. Typhoon can be configured on the fly for:

- Landscape, tabletop
- Landscape, Ceiling
- Portrait (requires 54.PIC Portrait Inlet Cowl)

Typhoon Projector Mounts are customized for each projector type, and provide easy pan, tilt and roll adjustment before locking down securely to allow the projector to travel inside the Typhoon enclosure. Set up in the rental shop and save time on site!

Typhoon projector mount beams may be set up top and/or bottom of the enclosure for tabletop or ceiling mounting.

Typhoon's unique connector panel is totally configurable for any type of power connector and up to nine signal feedthroughs of any type. Just tell us what you need, and Typhoon will fit in right away to your existing wiring infrastructure.



Typhoon 54.200 with Panasonic PT-DZ21K, standard projector mount and Grab Handle Kit 54.GH.200



Typhoon 54.200 in Portrait configuration, with Portrait Inlet Cowl 54.PIC


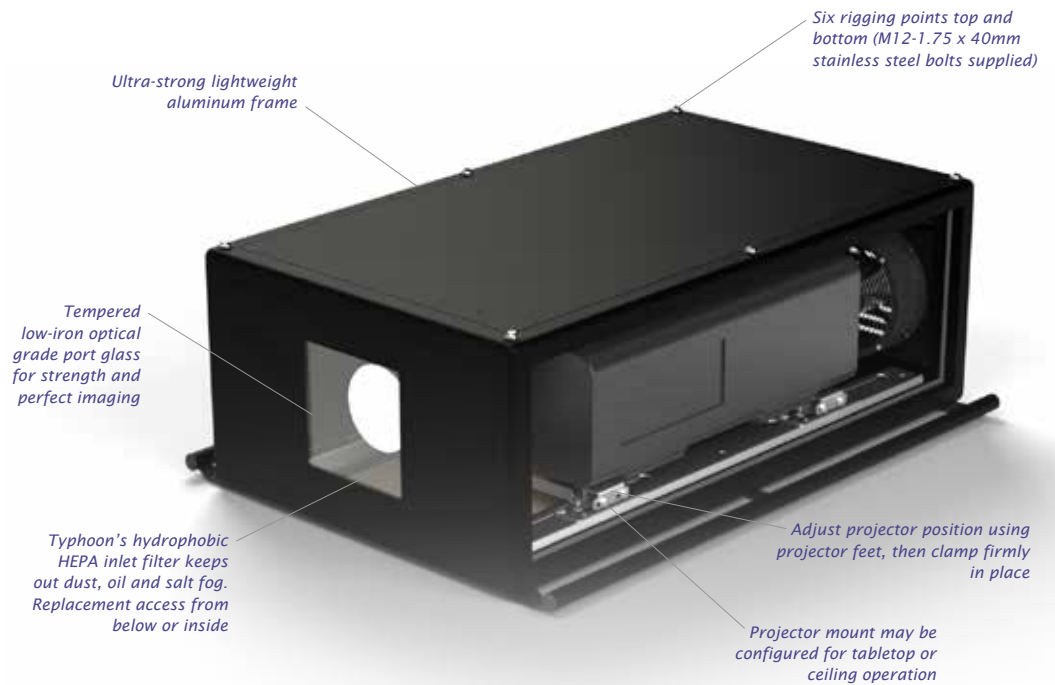


We get it — rental companies already have power and distribution equipment, so we'll configure your Typhoon enclosures to work with your existing cabling.

The rubber flap over the connector panel conforms around the cables when in use and keeps the weather off.

Typhoon


Rental &
Staging
Projector
Enclosures



Projector Clamp Detail

Use the projector's feet to adjust pan, tilt and roll, then lock securely in place with the projector foot clamp.

To remove the projector for service just release the clamps on one side. When you return the projector to seat snugly in the farside clamps it will be in its exact original position.





The same truss kit works for both landscape and portrait orientation

Use the Portrait Inlet Cowl for outdoor portrait jobs



Rotate the fan louver assembly 90° for all outdoor portrait projects...

...and do the same for the connector assembly to keep the rain off your connectors!

Typhoon enclosures are optimized for landscape orientation, but in many cases they can also be used in portrait mode. Here are some points to keep in mind:

- Not all projectors are approved for portrait orientation — check with your projector manufacturer if you're not sure.
- Most projectors that can be used in portrait mode may only be installed one way — feet left or feet right. You can configure Typhoon either way.
- Install the projector in the rental shop with the

enclosure horizontal, then close up and rotate to portrait mode on the job site. It would be very difficult to install the projector if the enclosure is already hung in portrait configuration.

- For outdoor portrait jobs, open the back door, dismount and rotate the fan louver assembly and the connector assembly 90 degrees — see picture.
- For outdoor portrait jobs you must install the Portrait Inlet Cowl to keep rain off the inlet filter.

For long-term portrait installations we have dedicated

portrait enclosures to suit most projector types. Typhoon is designed for use in short-term rental and staging applications, and keeping to these guidelines Typhoon will be very well suited to occasional use in portrait mode.

On the other hand, if you *always* want to use a Typhoon enclosure in Portrait mode we can make you a version fully optimized for it — just ask.

Typhoon

Rental &
Staging
Projector
Enclosures

All Typhoons come with six M12 threaded sockets - one at each corner, and two midway between — top and bottom.

Twelve stainless steel bolts are provided for attachment to any suitable support structure and/or any of the Typhoon rigging kits shown here.

Rigging Options



Typhoon Truss Kit

Hang any Typhoon safely on any truss with pipe OD 2in [50].

The supplied half coupler clamps run in slots to adapt to any truss up to 24"[600].

Stacking Kit

Stack two or more Typhoon enclosures of the same type using this stacking kit.

Male and female parts attach to the threaded corner holes, and are simply joined together using a stainless steel clevis pin.

Drop Arms Kit

Vary the angle of individual enclosures in a stack with these handy drop arms — requires a stacking kit.

Typhoon

Rental & Staging Projector Enclosures

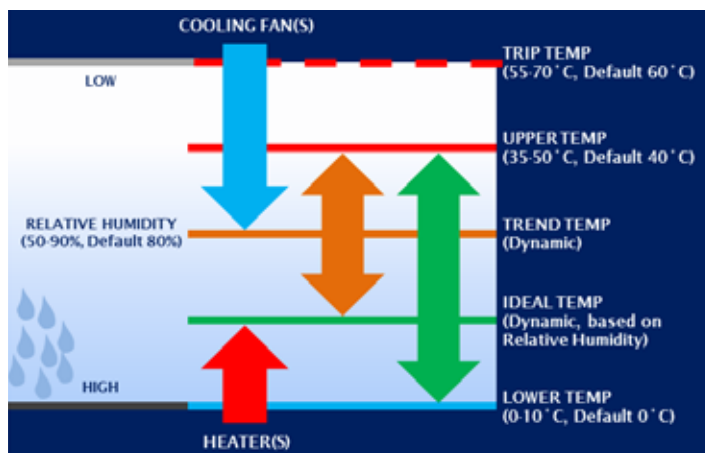
Goldilocks™

How do we keep projectors from roasting when it's 50°C and there's no shade?
And prevent condensation from destroying your projector overnight?

Tempest's unique Goldilocks™ Operating System (patents pending) brings enclosure control to a new level.

Goldilocks keeps the air temperature inside your enclosure just right, removing heat from the projector when the lamp is on or when the enclosure is heated by the sun. We're changing the air about every second.

Goldilocks uses a heater to maintain a minimum temperature in cold climates.



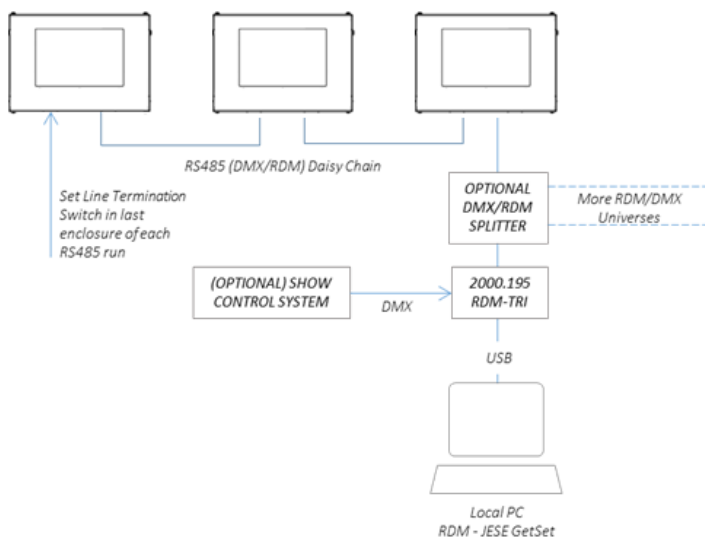
And Goldilocks tracks temperature and humidity 24/7, keeping relative humidity inside your enclosure just right by using

heaters to raise the air temperature when needed, adapting constantly to prevent deadly condensation.

Typhoon System Monitoring

RS485 Comms (standard)

Daisy-chain a group of enclosures together with this RS485 board — one per enclosure, and monitor using a JESE RDM-TXI interface (Tempest part # 2000.195).

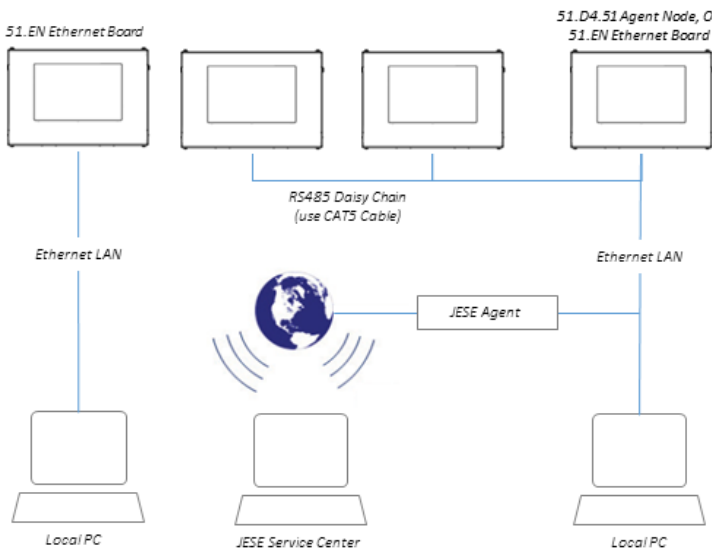


51.EN Ethernet Comms

Use this Ethernet adapter to connect one enclosure or a group of enclosures connected using RS485 to a PC, and monitor using Tempest TEMP protocol. Download the TEMP Developer Guide from www.tempest.biz/tech-support.

JESE Agent - Global Monitoring

Now, there's Agent, from Tempest partner JESE — monitor larger systems in the site control room, or worldwide, from our UK-based control center — see more below...



Typhoon

Rental & Staging Projector Enclosures

With JESE's groundbreaking AGENT monitoring system, you can see exactly what's going on, in every one of those mission-critical enclosures.

And so can we...

We can log into your AGENT system from JESE's UK support center, and help you identify and fix problems — even upload new firmware to your enclosures if that's what you need.

Low Risk — High Reward

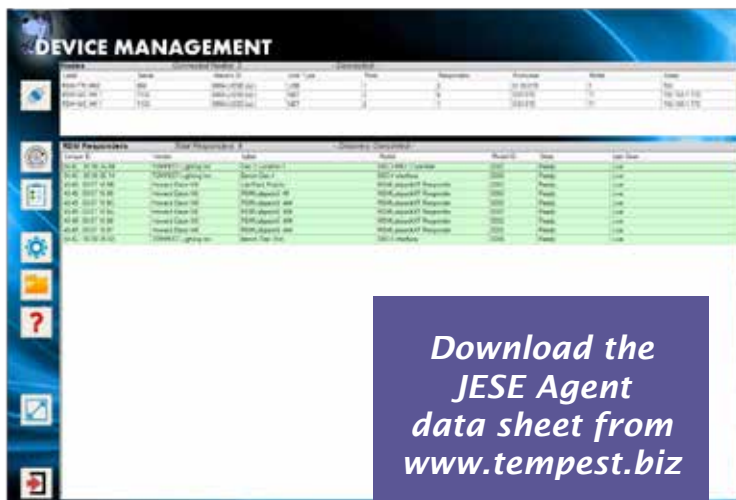
For a very modest initial outlay, and an annual service fee, you can rest assured that your system will alert you to any potential or actual problems, and you will have access to system upgrades and real-time support, from experts who can see right into your system.

Low risk, very high reward.

JESE Agent—Global Monitoring

And there's more...

AGENT supports the published ANSI DMX and RDM standards, so it can be used to monitor any compliant products, seamlessly with your Tempest enclosures.



Download the
JESE Agent
data sheet from
www.tempest.biz



Remote Access
over Internet

Windows PC
running JESE
Agent Client



Base Enclosures

Typhoon 54.210

Barco UDM
Panasonic PT-DZ21K
Panasonic PT-RZ21K
...and similar

Part #, 200-250V	54.200
Dims (lwh)*	1270x762x457
	50x30x18in
Weight	50kg/109lb
Shipping*	
Dims (lwh)	142x104x71cm
	56x41x28in
Weight	80kg/177lb

Typhoon 54.240

Christie Roadster
Barco HDX
...and similar

Part #, 200-250V	54.240
Dims (lwh)*	1320x762x584
	52x39x23in
Weight	57kg/126lb
Shipping*	
Dims (lwh)	147x114x84cm
	58x45x33in
Weight	87kgkg/192lb

Typhoon 54.310

Barco UDX
Christie Boxer
Christie Crimson
...and similar

Part #, 200-250V	54.310
Dims (lwh)*	1473x813x533
	58x32x21in
Weight	53kg/116lb
Shipping*	
Dims (lwh)	163x91x79cm
	64x36x31in
Weight	83kg/182lb

Typhoon 54.320

Panasonic PT-RZ31K
...and similar

Part #, 200-250V	54.320
Dims (lwh)*	1575x864x610
	62x34x24in
Weight	63kg/137lb
Shipping*	
Dims (lwh)	152x97x91cm
	60x38x36in
Weight	93kg/207lb

*For projectors not shown
here, please consult factory*

** All Typhoon Enclosures are custom
or semi-custom. Please consult fac-
tory for details. Dimensions shown
here are approximate, pending
submittal drawings for each sale.*

All Schedule B Export Code:
9405.99.0000

All sales are subject to Tempest
Lighting, Inc. Standard Terms and
Conditions, available for download
at www.tempest.biz.

Options

54.TI	All Typhoon	Thermal Insulation Lining
54.GH.150	Typhoon 150	Pair of Grab Handles
54.GH.200	Typhoon 200	Pair of Grab Handles
54.GH.240	Typhoon 240	Pair of Grab Handles
54.GH.300	Typhoon 300	Pair of Grab Handles
54.GH.350	Typhoon 350	Pair of Grab Handles
51.SK	All Typhoon	Stacking Kit
54.DA	All Typhoon	Pair of Drop Arms (requires 51.SK)
54.TR.150	Typhoon 150	Typhoon Truss Kit
54.TR.200	Typhoon 200	Typhoon Truss Kit
54.TR.240	Typhoon 240	Typhoon Truss Kit
54.TR.300	Typhoon 300	Typhoon Truss Kit
54.TR.350	Typhoon 350	Typhoon Truss Kit
54.UR.150	Typhoon 150	Pair of Unistrut Rails
54.UR.200	Typhoon 200	Pair of Unistrut Rails
54.UR.240	Typhoon 240	Pair of Unistrut Rails
54.UR.300	Typhoon 300	Pair of Unistrut Rails
54.UR.350	Typhoon 350	Pair of Unistrut Rails
51.EN	All Typhoon	Ethernet Comms Board
54.CF	All Typhoon	Replacement Rubber Connector Flap
51.HF.15	All Typhoon	Replacement Inlet Filter
54.PIC	All Typhoon	Portrait Inlet Cowl

Power Inlet Options

L6-20	US/NEMA	20A 208V (2 hots)
L21-20	US/NEMA	20A 208V (2 hots + N)
L6-30	US/NEMA	30A 208V (2 hots)
L21-30	US/NEMA	30A 208V (2 hots + N)
IEC320-C20	International	20A 230V
IEC309-16	International	16A 230V
IEC309-32	International	32A 230V
Custom	Any	Consult Factory

Signal Feedthroughs (9 slots for connectors and blanks, plus 1 or 2 DVI)

NE8FD	Neutrik	EtherCon
NO2-4FDW	Neutrik	OpticalCon Duo
NAHDMIWB	Neutrik	HDMI
XLR5M	Neutrik	XLR5 Male (RS485/DMX)
XLR5F	Neutrik	XLR5 Female (RS485/DMX)
NBB75DFIB	Neutrik	75Ω BNC Feedthrough
54.DPF		DisplayPort Feedthrough
Blank		
DVI-DL	Amp	DVI Dual Feedthrough
Custom		Consult Factory

Typhoon Configurator

Please complete this form and email to us at info@tempest.biz

Name	
Company	
Email	
Phone	
Projector type	
Typhoon Model	54. _____
Quantity	
Thermal Insulation	Yes, Qty _____ No _____
Portrait Inlet Cowl	Yes, Qty _____ No _____
Grab Handles	Yes, Qty _____ No _____
Truss Kit	Yes, Qty _____ No _____
Stacking Kit	Yes, Qty _____ No _____
Drop Arm Kit	Yes, Qty _____ No _____
Unistrut Kit	Yes, Qty _____ No _____
Ethernet Bridge	Yes, Qty _____ No _____
Spare Inlet Filter	Yes, Qty _____ No _____
Color	Standard, Black <input type="checkbox"/>
	Custom, RAL # _____
	Gloss Level _____%

Power Inlet Connector (choose 1)	
US Style	L6-20 <input type="checkbox"/> L21-20 <input type="checkbox"/> L6-30 <input type="checkbox"/> L21-30 <input type="checkbox"/>
International	IEC-C20 <input type="checkbox"/> IEC309-16 <input type="checkbox"/> IEC309-32 <input type="checkbox"/>
Other (specify)	
Signal Feedthroughs (choose a total qty of 9 slots, including blanks)	
EtherCon (including remote monitoring)	Qty: _____
OpticalCon Duo	Qty: _____
BNC 75Ω	Qty: _____
HDMI	Qty: _____
DisplayPort	Qty: _____
XLR5M (RS485 remote monitoring)	Qty: _____
XLR5F (RS485 remote monitoring)	Qty: _____
Other (specify)	Qty: _____
Blank	Qty: _____
Total Neutrik Slots	Qty: 9
DVI-DL Feedthrough	Qty 0 <input type="checkbox"/> Qty 1 <input type="checkbox"/> Qty 2 <input type="checkbox"/>
Custom Requests:	

Factory Use Only:	
SO Number	
Date	
Electrical	IEC <input type="checkbox"/> NEMA <input type="checkbox"/>