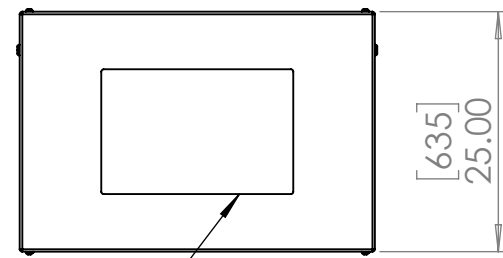
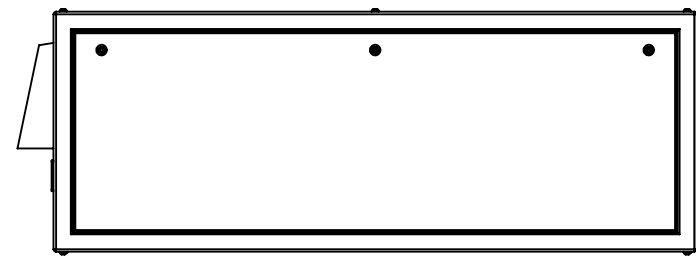


8 7 6 5 4 3 2 1

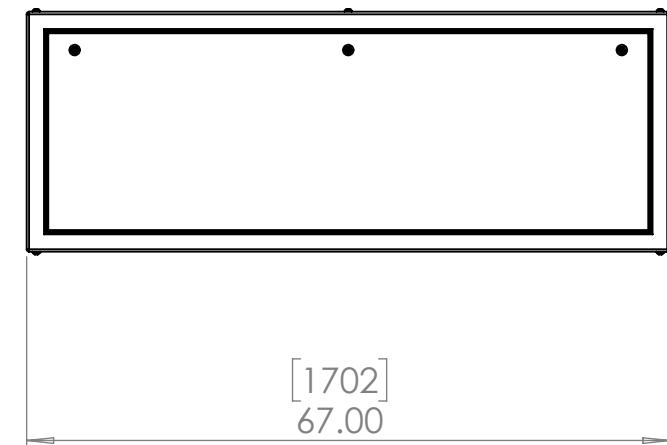
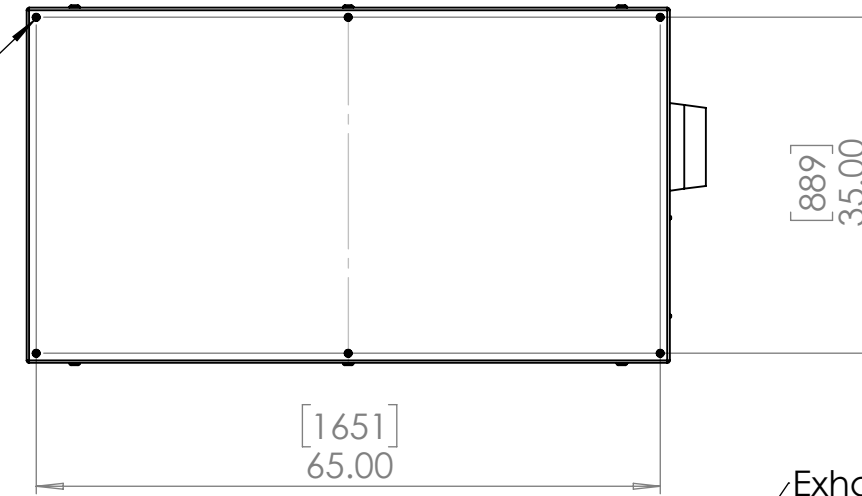
D  
C  
B  
A

D  
C  
B  
A

Rigging Points:  
M12-1.75  
6 top, 4 bottom



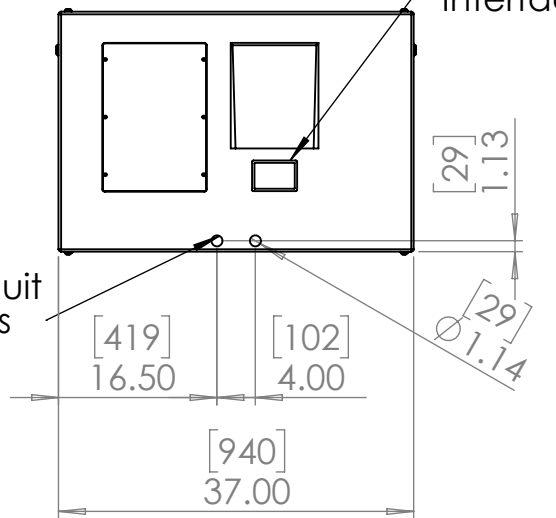
Tempered optical grade port glass



Exhaust Cowl

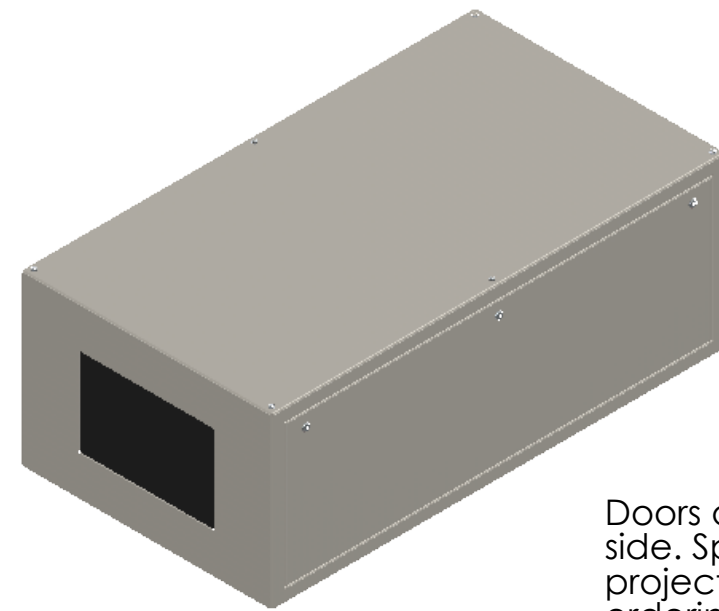
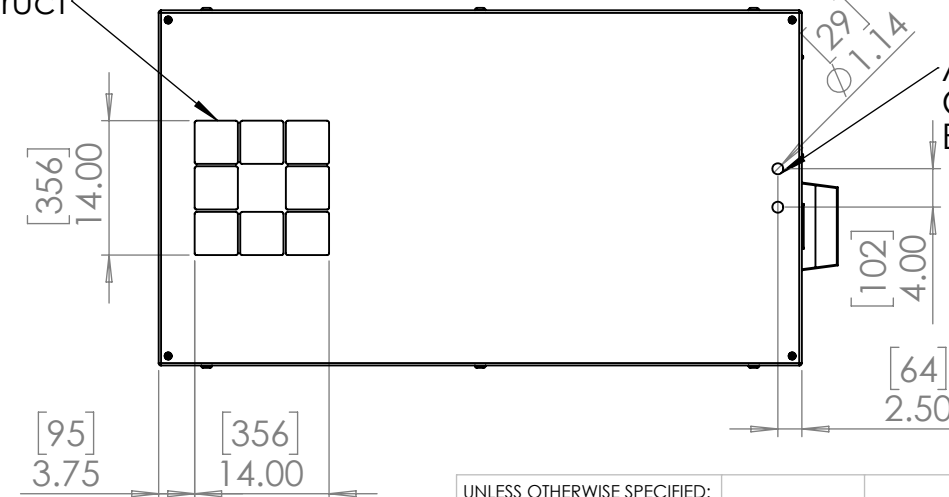
User Interface

Conduit Entries



Inlet Filter - do not obstruct

Alternate Conduit Entries



Doors open right and left side. Specify right or left projector slide when ordering.

UNLESS OTHERWISE SPECIFIED:  
DIMENSIONS ARE IN INCHES  
TOLERANCES:  
FRACTIONAL ±  
ANGULAR: MACH ± BEND ±  
TWO PLACE DECIMAL ±  
THREE PLACE DECIMAL ±  
INTERPRET GEOMETRIC TOLERANCING PER:  
MATERIAL  
Aluminum  
FINISH  
TBD  
DO NOT SCALE DRAWING

	NAME	DATE
DRAWN	TB	12/4/2019
CHECKED		
ENG APPR.		
MFG APPR.		
Q.A.		
COMMENTS:		



TITLE: Cyclone 55.320 Landscape Enclosure		
SIZE <b>B</b>	DWG. NO. 55.320.L.xx	REV 08
SCALE: 1:20		SHEET 1 OF 1

8 7 6 5 4 3 2 1