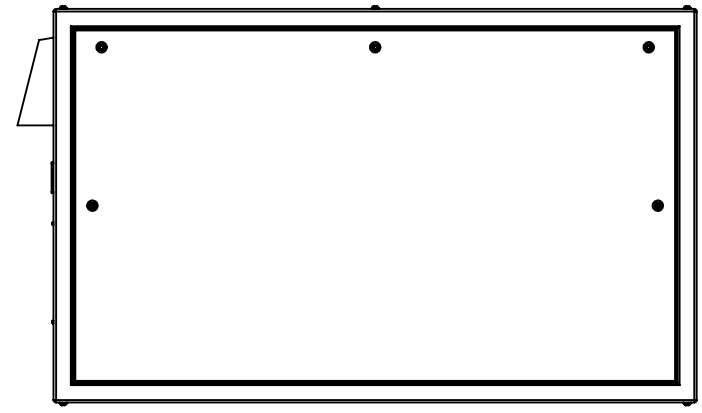


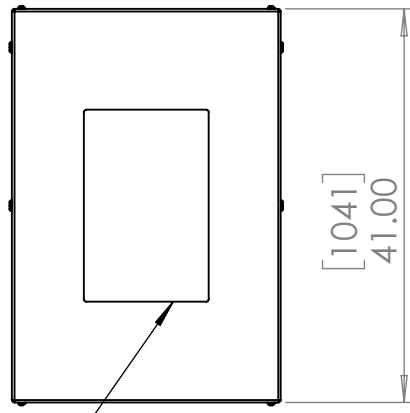
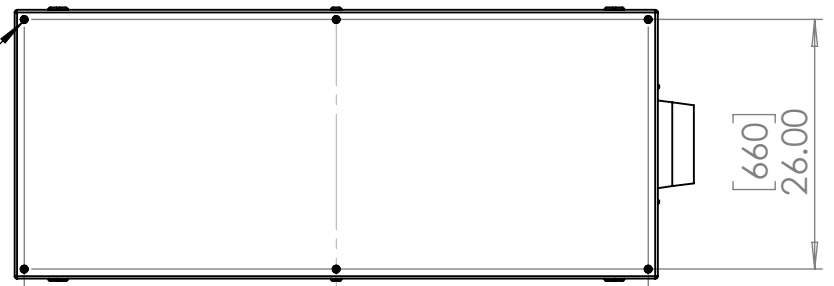
8 7 6 5 4 3 2 1

D
C
B
A

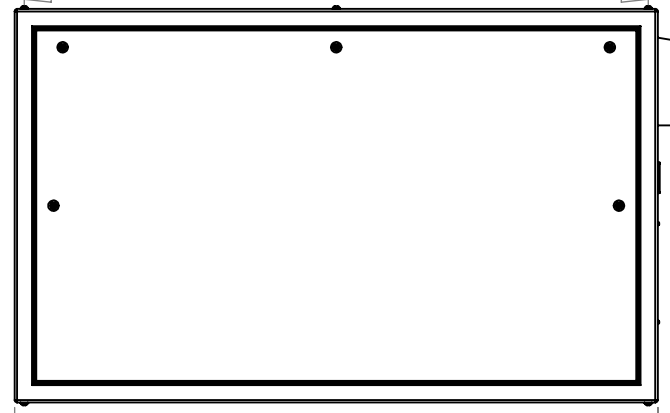
D
C
B
A



Rigging Points:
M12-1.75
6 top, 4 bottom

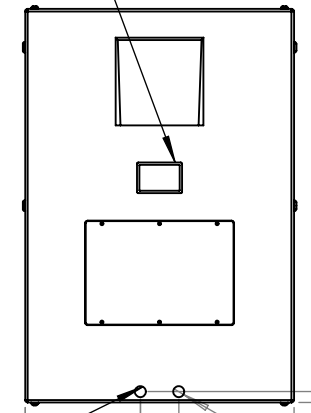


Tempered optical grade port glass



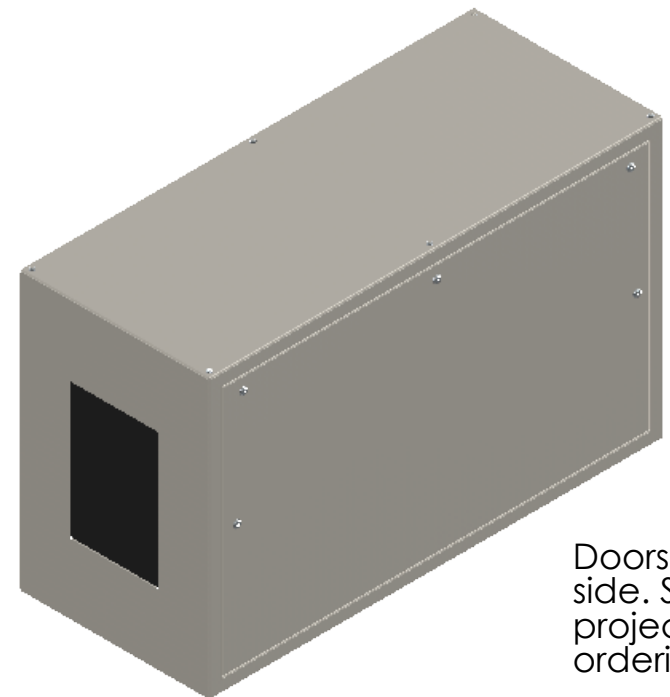
Inlet Filter - do not obstruct

Exhaust Cowl
User Interface

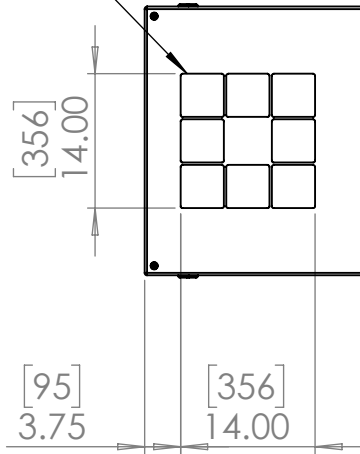


Conduit Entries

Alternate Conduit Entries



Doors open right and left side. Specify right or left projector slide when ordering.



UNLESS OTHERWISE SPECIFIED:
DIMENSIONS ARE IN INCHES
TOLERANCES:
FRACTIONAL ±
ANGULAR: MACH ± BEND ±
TWO PLACE DECIMAL ±
THREE PLACE DECIMAL ±
INTERPRET GEOMETRIC TOLERANCING PER:
MATERIAL
Aluminum
FINISH
TBD
DO NOT SCALE DRAWING

	NAME	DATE
DRAWN	TB	12/4/2019
CHECKED		
ENG APPR.		
MFG APPR.		
Q.A.		
COMMENTS:		

TEMPEST
lighting inc.

TITLE:
Cyclone 55.320 Portrait Enclosure

SIZE B	DWG. NO. 55.320.P.xx	REV 08
------------------	-------------------------	-----------

SCALE: 1:20 SHEET 1 OF 1